

# 454 3/4" High Flow Brine Valve Installation Guide

1. Use Teflon tape only on threaded plastic pipe connections. Many liquid or paste pipe sealing products contain compounds that may cause plastics to crack with time.
2. PVC brine pipe is recommended for use with these valves as it is non-corrosive and threads easily.
3. After the proper float setting has been determined and the height set, place the float rod guides close to the float (but not as to hinder float operation), adjust to position the float directly above the brine valve and tighten securely.
4. Position the assembly securely in the brine well and check to see that there is no interference with the float operation.

**NOTE:** This brine valve is intended to be used as a safety float only for timed brine systems at refill rates up to 4 gpm. High refill flow rates can cause the brine valve to close prematurely. Repeated float closures at high refill rates can cause "water hammer," which may damage the plumbing. A refill check ball is available for use with non-timed refill systems. To install the refill check ball, unscrew the refill chamber (H7070-17), insert ball, and thread refill chamber back onto the body of the valve.

**Order No: H7070-34**  
**Description: 454 Brine Valve Seal**  
**Replacement Kit**

	Description
H7070-03T	Seat Washer Top (Orange)
H7070-03B	Seat Washer Bottom (Clear)
H7070-06	O-ring Cover Seal
H7070-16	Upper Seat Retainer
H7070-18	Lower Seat Retainer
H7070-19	O-ring Refill Chamber Seal

**Clack Corporation**  
www.clackcorp.com

4462 DURAFORM LANE • WINDSOR, WISCONSIN 53598-9716 USA  
PHONE (608) 846-3010 FAX (608) 846-2586 SALES/CUSTOMER SERVICE FAX (800) 755-3010

Part No.: H7070-24  
Updated 11/03

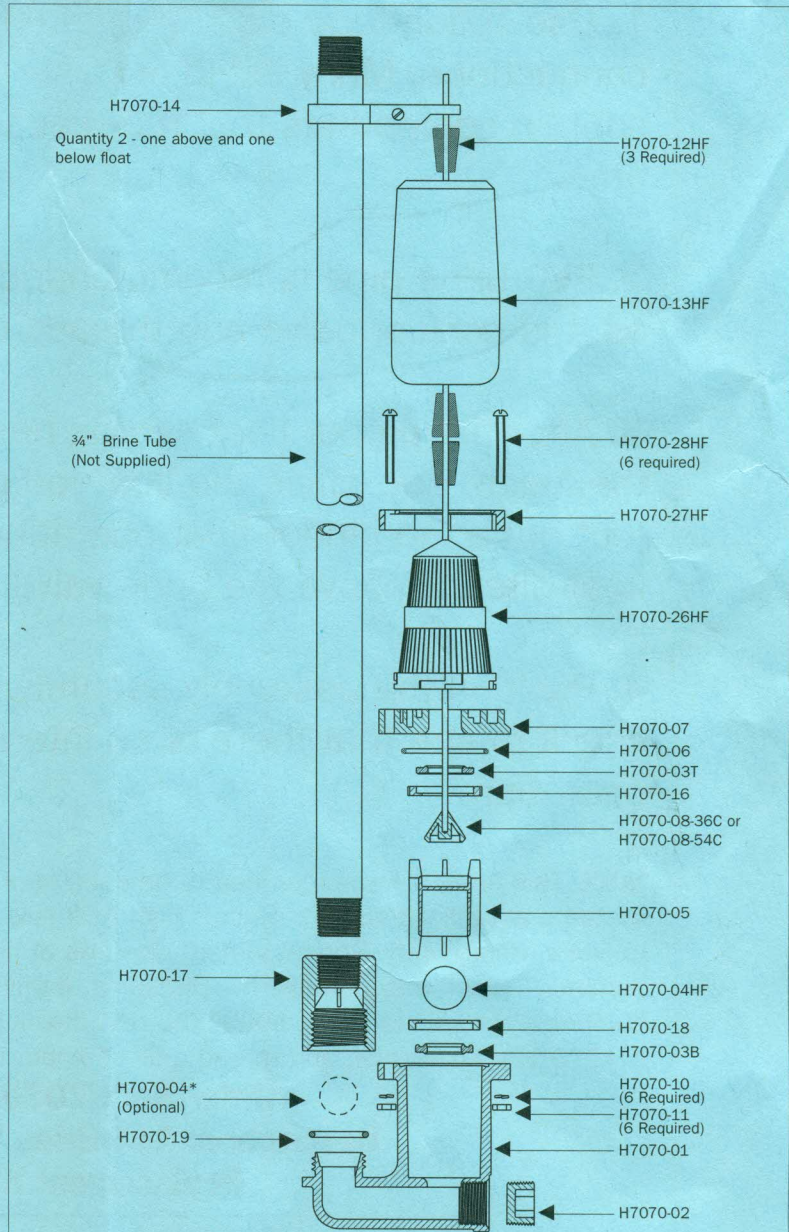
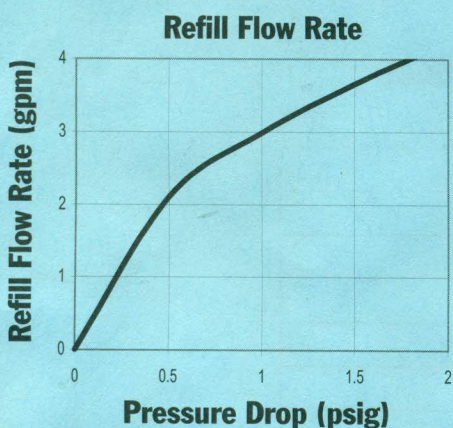
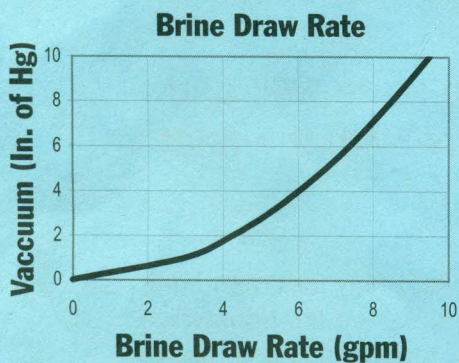
# 454 3/4" High Flow Brine Valve

**454 3/4" HIGH FLOW BRINE VALVE**—Today's larger commercial brine valves demand higher brine draw and refill rates. Building upon the original 454's design, the 454 3/4" High Flow has improved flow characteristics allowing brine draw up to 10 gallons per minute and refill rates up to four gallons per minute. A flow diffuser and heavier float reduces the potential of premature checking. 36" and 54" Float Rods are available.

Please specify length as listed below:

**H7070-36HF** - 454 3/4" High Flow Brine Valve (36" Rod)

**H7070-54HF** - 454 3/4" High Flow Brine Valve (54" Rod)



## ORDER NUMBERS:

H7070-01	Body	H7070-10	SS Lock Washer
H7070-02	Plastic Plug-3/4"	H7070-11	SS Nut
H7070-03T	Seat Washer Top (Orange)	H7070-12HF	High Flow Float Grommet
H7070-03B	Seat Washer Bottom (Clear)	H7070-13HF	High Flow Float
H7070-04HF	High Flow Air Check Ball	H7070-14	Float Rod Guide Asy
H7070-04*	Refill Check Ball	H7070-16	Upper Seat Retainer
H7070-05	Ball Cage	H7070-17	Refill Chamber
H7070-06	O-ring Cover Seal	H7070-18	Lower Seat Retainer
H7070-07	Body Cover	H7070-19	O-ring Refill Chamber Seal
H7070-08-36C	Float Rod and Seat Cone Asy - 36"	H7070-26HF	Basket Diffuser
H7070-08-54C	Float Rod and Seat Cone Asy - 54"	H7070-27HF	Retainer Ring
		H7070-28HF	SS HF Screw

**NOTE:** The 454 3/4" High Flow Brine Valve is designed for salt brine only. It will also fit inside a brine well that is 5" or larger.

\* Optional for control valves without timed refill. See note on back of page for further information.